

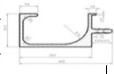


PRODUCT	ITEM NO.	IMAGE	DISCOUNT ON QTY	DESCRIPTION	MRP
GAS PUMP SLIVER	PGP - 05 GAS PUMP 9"		5% DISC ON 50 SET	SILVER - 5 KG PAIR	300
	PGP - 08 GAS PUMP 9"		5% DISC ON 50 SET	SILVER - 8 KG PAIR	300
	PGP -010 GAS PUMP 9"		5% DISC ON 50 SET	SILVER 10 KG PAIR	300
	PGP-012 GAS PUMP 9"		5% DISC ON 50 SET	SILVER -12 KG PAIR	300
GAS PUMP (PGP-003) PROGRASIVE	PGP- 003 05 KG - 10"		5% DISC ON 50 SET	SILVER - 5KG PAIR	350
	PGP- 003 08 KG - 10"		5% DISC ON 50 SET	SILVER - 8 KG PAIR	350
	PGP-003 10 KG - 10"		5% DISC ON 50 SET	SILVER 10 KG PAIR	350
			NO DISC.	SILVER WITH L CLAMP	600
	GAS PUMP 20 KG 12"				
GLASS CLIP	PGC -9011		5% DISC (ANY QTY)	WALL TO GLASS CLIP -CP, SS	290
	PGC -9015-1		5% DISC (ANY QTY)	GLASS TO WALL CLIP -CP. SS	500
	PGC -9015 -2		5% DISC(ANY QTY)	GLAS TO GLASS - CP, SS	540
ROLLER	PSR - 606 SLIDING ROLLER HEAVY		6% DISC ON 50 SET	SLIDING ROLLER HEAVY	425 SET
CHANNEL	PSR -606 CHANNEL		10% DISC ON 12 SET	ALUMINIUM CHANNEL TOP & BOTTOM	
				<u>2 MTR plain Aluminium</u>	1550
				<u>DOUBLE TRACK CHANNEL</u>	
				<u>8 FEET TOP & BOTTOM : OXY</u>	1750
				<u>DOUBLE TRACK CHANNEL</u>	
				<u>12 FEET TOP & BOTTOM : OXY</u>	2600
	PSR -650 CHANNEL			10% DISC ON 15 SET	CHANNEL 2400 MM
PSR -641 CHANNEL			10% DISC ON 20 SET	CHANNEL 3600 MM	3300
PSR -640 CHANNEL			10% DISC ON 12 SET	CHANNEL 2400 MM	550
				CHANNEL 3600 MM	660
				CHANNEL 2400 MM	2300
				CHANNEL 3600 MM	3300

PRODUCT	ITEM NO.	IMAGE	SCHEME	FINISH	MRP	
PIN-CYLINDER BRASS BOTH SIDE KEY	PPC-603 - 60 MM		10% DISC ON 10 PCS	SS,CP,AC	900	
	PPC-703 - 70 MM		10% DISC ON 10 PCS	CP	950	
	PPC -604 -60 MM		10% DISC ON 10 PCS	SS	800	
PINCYLINDER BOTH SIDE 5 KEY	PPC -601 -60 MM		10% DISC ON 10 PCS	SB	900	
PINCYLINDER BATHROOM	PPC -601 - 60 MM		10% DISC ON 10 PCS	SS, AB , SB	800	
	PPC -701 - 70 MM		10% DISC ON 10 PCS	AB , SB	850	
PINCYLINDER 10 PIN 5 HEAVY KEY BRASS	PPC -601 - 60 MM		10% DISC ON 10 PCS	AB,SB	950	
	PPC -701 - 70 MM		10% DISC ON 10 PCS	AB,SB	1000	
PIN-CYLINDER WITH 3 NORMAL KEY BRASS	PPC - 070--70 MM		10% DISC ON 10 PCS		850	
	PPC -080 - 80 MM		10% DISC ON 10 PCS		900	
LOCK	138 DRAWER LOCK SS		10% DISC ON 60 PCS	19X22 SS	100	
SLIDING DOOR ROLLER	3022 ROLLER		10% DISC ON 20 SET	SS	900	
			12% DISC ON 40 SET	SS	900	
	3024 ROLLER		10% DISC ON 20 SET	SS	1275	
			12% DISC ON 40 SET	SS	1275	
WOOD DOOR ROLLER	PSR 656		10% DISC ON 10 PCS	SS	4500	
DOOR CLOSER	PDC 045		10% DISC ON 10 PCS	NON HOLD OPEN	1500	
			10% DISC ON 10 PCS	HOLD OPEN	1625	
BOTTOM PATCH	PPF 010		10% DISC ON 10 PCS	SS	950	
DOOR TOP PATCH	PPF 020		10% DISC ON 10 PCS	SS	950	
	WINDOW FRICTION STAY		SCHEME FOR ADVANCE PAYMENT ONLY	10" RATE = 83/-		
				12" RATE = 99/-		
					14" RATE = 140/-	
					16" RATE = 210/-	
	WOOL PILE		SCHEME FOR ADVANCE PAYMENT ONLY	Rs 1.05/- PER METER		
	4501 TELESCOPIC CHANNEL		SCHEME FOR ADVANCE PAYMENT ONLY	BLACK & ZINC 7.50 RS PER INCH		
	4509 TELESCOPIC CHANNEL			BLACK & ZINC 5.90 RS PER INCH		

PRODUCT	ITEM NO.	IMAGE	SCHEME	FINISH	MRP
G PROFILE	PAPS- 008 3 MTR		2 PCS IMPORTED BAG FREE (WORTH RS 6000/-) ON AMT= 50000/- PER MONTH PLUS+ GST (WITHIN 30 DAYS)	OXY	1500
ALUMINIUM	PAPS- 008 3 MTR			SS	2000
G PROFILE OXY	PAPS 009		(NO CASH OFFER)	OXY	1650
G PROFILE	PAPS 009			SS	2050
	PAPS-009 END CAP (LEFT+RIGHT)			SILVER	100 pair



IMPORTED BAG offer valid till the stock available

Terms & Condition

- 1 Scheme valid till 31 july 2018
- 2 Scheme will depend on stock availability.
- 3 This scheme cannot be clubbed with other scheme.
- 4 This scheme applicable to all dealers and sub-dealers .
- 5 Scheme may be change anytime without any prior notice.
- 6 SAMPLE AND LOOSE QTY NO DISCOUNT

NOTE :- CUSTOMER CARE NO. 9322252703